

HD Music Video Project

SHS Video Production

Group Names: _____

Song Title and Artist:

Instructions: check off each step as you proceed through the project

- ☐ **REQUIRED!** We have our music pre-approved by Mr. Bush for the Music Video.

☐ **DUE by:** _____

- ☐ We have turned in the Project Proposal with lyrics to Mr. Bush. (*See VideoHS server for template*)

☐ **DUE by:** _____

- ☐ **REQUIRED!** We transferred a digital copy of the song for our music video onto our project computer for editing.

☐ **DUE by:** _____

- ☐ We shot our music video following our storyboard and proposal with pre/post roll between each shot including LOTS of extra footage.

- ☐ We pulled out our notes on Starting a NEW project and Captured our footage.

(NOTE*Untitled projects/video will be deleted)

☐ **DUE:** _____

- ☐ We marked the major beats of our song.

- ☐ We edited our footage to create a dynamic and high quality music video.

☐ **Progress Check:** _____

- ☐ We added an opening and closing “Music Video Graphic” title identifying the appropriate information
- Artist
 - Song Name
 - Album
 - Our Names

- ☐ We showed your video to 3 people and got feedback from them before moving on. We also understand the grading rubric.

- ☐ We exported our MV to our project folder to turn in. (Vimeo HD/29.97)

- ☐ We placed a copy of the exported file into the HAND_IN folder on the VideoHS server

- ☐ We typed the one page project summary (see details on back)





















- ☐ We placed this sheet into the instructor’s in-box.

☐ **Project DUE on:** _____

Music Video Project

Group Names: _____

The following rubric should be utilized to grade your music video. This is to be used as a self-evaluation before turning in the project.

	A	B	C	D	E	Scenes go with music
	A	B	C	D	E	Dressed the part
	A	B	C	D	E	Good shot composition and angles
	A	B	C	D	E	Works with the beat of the music (varies as necessary)
	A	B	C	D	E	Lots of cuts
	A	B	C	D	E	Entertaining . . . not boring!
	A	B	C	D	E	Tells a story
	A	B	C	D	E	Consistent theme (colors/effects..)
	A	B	C	D	E	Good filler shots
	A	B	C	D	E	Varying the speed with video
	A	B	C	D	E	Lip sync aligned
	A	B	C	D	E	Pacing
	A	B	C	D	E	Balance of Band vs. Story
	A	B	C	D	E	Holds attention of viewers
	A	B	C	D	E	Green screen quality (if applicable)
	A	B	C	D	E	Steady shots when appropriate
	A	B	C	D	E	Interesting locations
	A	B	C	D	E	Participation
	A	B	C	D	E	Creativity/Imagination
	A	B	C	D	E	Overall flow

If A=5, B=4, C=3, D=2, E=1
then how many total points do you
feel you deserve?

On the a separate page, type a summary of your Music Video experience. Include anything I should know about the process, and answer this questions: How did the project go? What did you learn? How do you think the video turned out? "If we had to do it all over again, we would do this ???” Staple this to the rubric when you turn in the project.

Your grade and my feedback will be entered into the online grade book shortly. Your participation will also be factored into individual grades.